SP258 - 1113

Carrier

42GW

Ventilconvettori "Hydronic Global Cassette"
"Hydronic Global Cassette" Fan Coil

Parti di ricambio / Spare parts

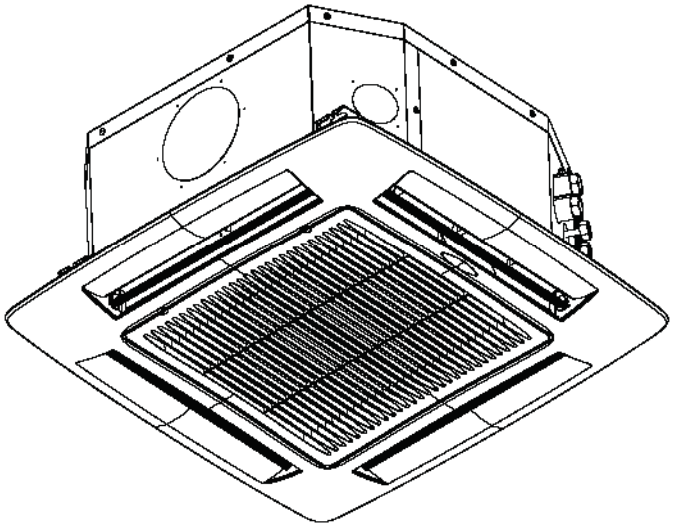

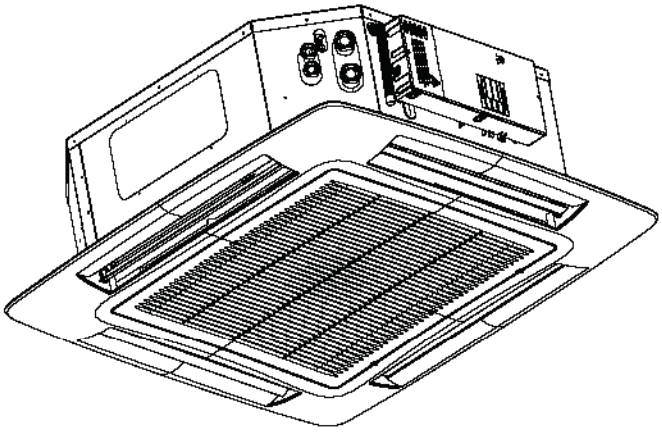

42GW
200÷400

Ventilconvettori "Hydronic Global Cassette"
"Hydronic Global Cassette" Fan Coil

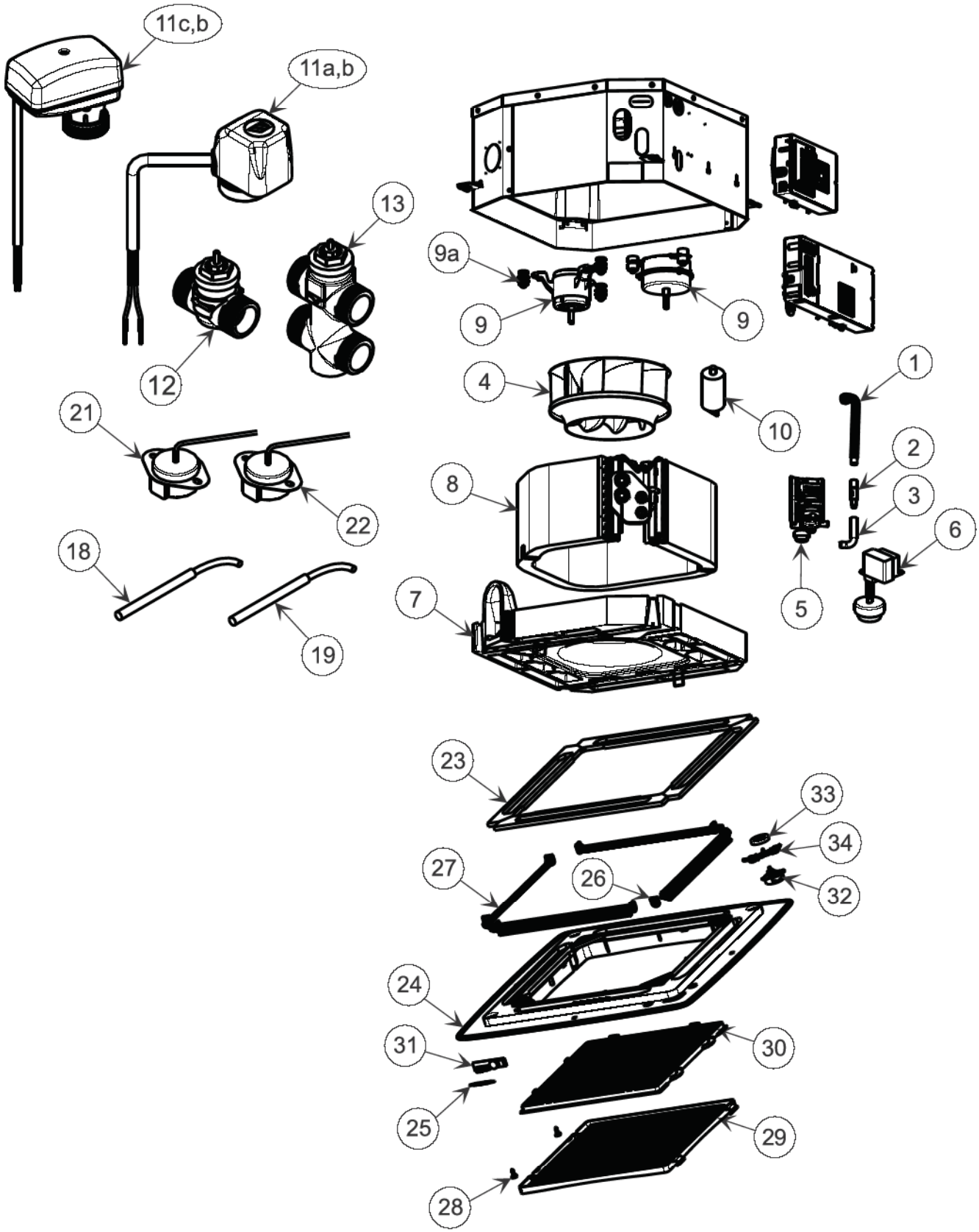

42GW
500÷700

Ventilconvettori "Hydronic Global Cassette"
"Hydronic Global Cassette" Fan Coil

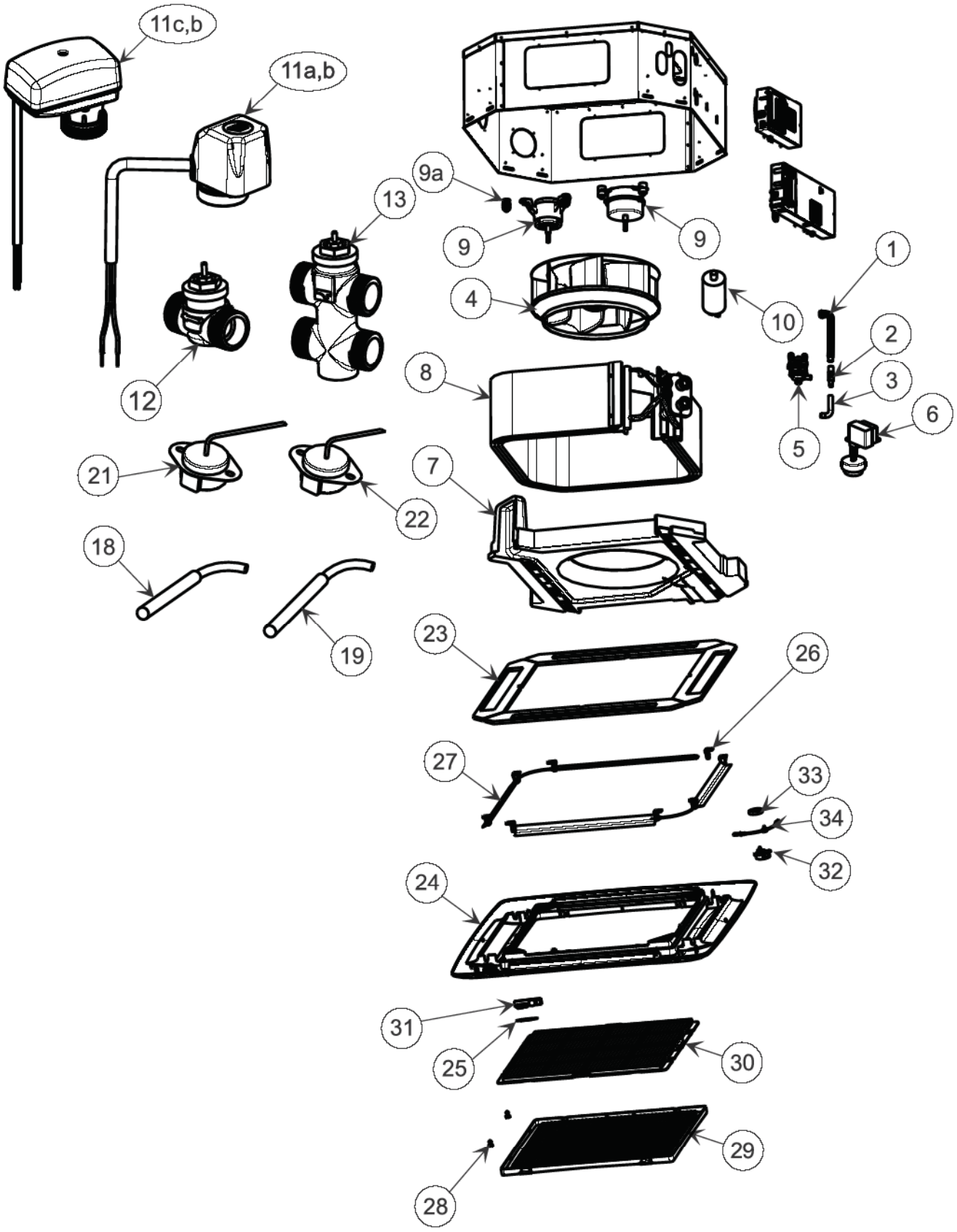

Parti di Ricambio Quadri Elettrici
C. Box Spare Parts

STD

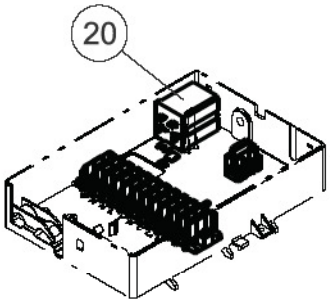





STD+EC

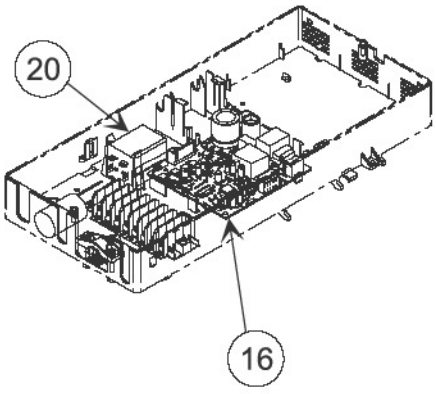





NTC

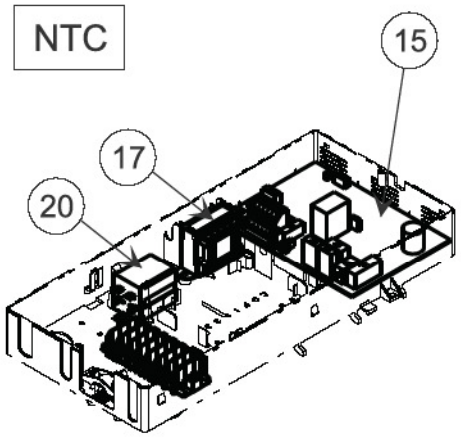











NTC+EC

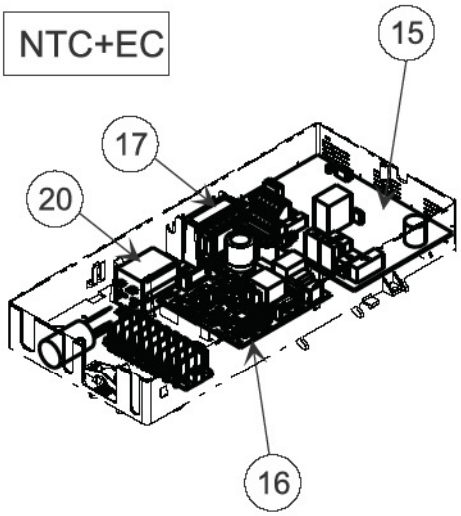













HDB

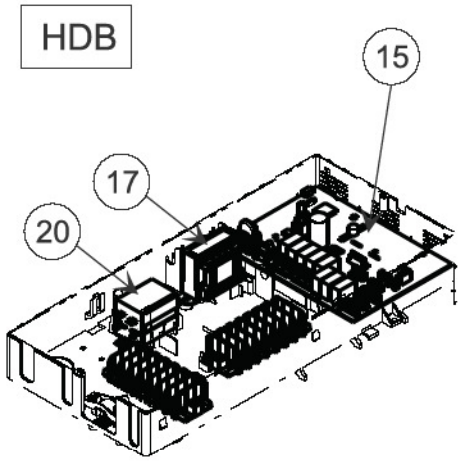















42GW 200÷400

Ventilconvettori "Hydronic Global Cassette"
AC range "Hydronic Global Cassette" Fan Coil
EC range "Hydronic Global Cassette" Fan Coil

Pos.	Descrizione / Description	Codice Part No.	Modelli / Models STD																	Note / Notes
			2 PIPE			4 PIPE			El.H.			EC 2 PIPE			EC 4 PIPE			EC El.H.			
			200	300	400	200	300	400	200	300	400	209	309	409	209	309	409	209	309	409	
1	Tubo scarico condensa / Drain pipe	B036635H02	1	1	1	1	1	1	1	1	1	1	1	1	1	1	1	1	1	1	
2	Valvola di non ritorno / Check valve	0150411H02	1	1	1	1	1	1	1	1	1	1	1	1	1	1	1	1	1	1	
3	Tubo valvola di non ritorno / Check valve pipe	B035870H01	1	1	1	1	1	1	1	1	1	1	1	1	1	1	1	1	1	1	
4	assieme ventola / Fan blower	C025824G01	1	1	1	1	1	1	1	1	1	1	1	1	1	1	1	1	1	1	
5	Assieme Pompa / Pump assembly	C025809G01	1	1	1	1	1	1	1	1	1	1	1	1	1	1	1	1	1	1	
6	Galleggiante / Float switch	0352503H10	1	1	1	1	1	1	1	1	1	1	1	1	1	1	1	1	1	1	
7	Assieme bacinella condensa / Condensate drain pan	D021752G01	1	1	1	1	1	1	1	1	1	1	1	1	1	1	1	1	1	1	
8	Assieme batterie / Coil assembly	D021768G03	1									1									
		D021768G02		1	1								1	1							
		D021768G06				1									1						
		D021768G01					1	1								1	1				
		D021768G09							1									1			
		D021768G10								1	1								1	1	
9	Motore / Fan motor	C025820H01	1			1			1												
		C025820H02		1			1			1											
		C025820H03			1			1			1										
		C025838H01										1	1	1	1	1	1	1	1	1	
9a	Gommino Motore/Motor Grommet	B037159H01										3	3	3	3	3	3	3	3	3	
10	Condensatore / Capacitor	0353101H95	1			1			1												1,25 µF
		0353103H05		1			1			1											2,5 µF
		0353103H05			1			1			1										2,5 µf
11a	Testa motorizzata / Power head 230V on/off	0150425H29	1	1	1	2	2	2	1	1	1	1	1	1	2	2	2	1	1	1	
11b	Testa motorizzata / Power head 24V on/off	0150425H31	1	1	1	2	2	2	1	1	1	1	1	1	2	2	2	1	1	1	
11c	Testa motorizzata / Power head 230V 3 point	0150425H38	1	1	1	2	2	2	1	1	1	1	1	1	2	2	2	1	1	1	
11d	Testa motorizzata / Power head 24V 3 point	0150425H39	1	1	1	2	2	2	1	1	1	1	1	1	2	2	2	1	1	1	
12	Corpo valvola 2 vie 3/4" / Valve body 2 way 3/4"	0150425H08	1	1	1	1	1	1	1	1	1	1	1	1	1	1	1	1	1	1	
	Corpo valvola 2 vie 1/2" / Valve body 2 way 1/2"	0150425H07				1	1	1							1	1	1				
13	Corpo valvola 3 vie 3/4" / Valve body 3 way 3/4"	0150425H24	1	1	1	1	1	1	1	1	1	1	1	1	1	1	1	1	1	1	
	Corpo valvola 3 vie 1/2" / Valve body 3 way 1/2"	0150425H23				1	1	1							1	1	1				
14c	Morsettiera-Cablaggio Motori AC	B037599H01	1	1	1	1	1	1													
14d	Terminal block-Harness AC motor	B037599H02							1	1	1										
14g	Morsettiera-Cablaggio Motori EC	B037186H25										1	1	1	1	1	1				
14h	Terminal block-Harness EC motor	B037186H26																1	1	1	
16	Scheda motore EC / EC motor board	B037156H02										1			1			1			
16	Scheda motore EC / EC motor board	B037156H03											1			1			1		
16	Scheda motore EC / EC motor board	B037156H04												1			1			1	
20	Relè / Relay	0351802H25							1	1	1							1	1	1	
21	Termostato manuale 100°C / Manual thermostat	B037176G02							1	1	1							1	1	1	
22	Termostato automatico 60°C / Automatic thermostat	B037176G01							1	1	1							1	1	1	
23	Guarnizione cornice / Bezel insulating	B031862H01	4	4	4	4	4	4	4	4	4	4	4	4	4	4	4	4	4	4	
24	Ass.isolante cornice / Insulated frame assy	B037323G01	1	1	1	1	1	1	1	1	1	1	1	1	1	1	1	1	1	1	
26	Guida louvers / Louvers Guide	B031694H01	4	4	4	4	4	4	4	4	4	4	4	4	4	4	4	4	4	4	
		B031694H02	4	4	4	4	4	4	4	4	4	4	4	4	4	4	4	4	4	4	
27	Alette deflettore - louver / Air diffuser - louver	B031695H01	4	4	4	4	4	4	4	4	4	4	4	4	4	4	4	4	4	4	
28	Fermo griglia aspiraz. / Air intake grille lock	B031697H01	2	2	2	2	2	2	2	2	2	2	2	2	2	2	2	2	2	2	
29	Griglia aspiraz. / Air intake grille	E000298H01	1	1	1	1	1	1	1	1	1	1	1	1	1	1	1	1	1	1	
30	Filtro aria / Air filter	E000299H01	1	1	1	1	1	1	1	1	1	1	1	1	1	1	1	1	1	1	

42GW 200÷400

Ventilconvettori "Hydronic Global Cassette"
AC range "Hydronic Global Cassette" Fan Coil

Pos.	Descrizione / Description	Codice Part No.	Modelli / Models HDB									Note / Notes
			2 PIPE			4 PIPE			El.H.			
			200	300	400	200	300	400	200	300	400	
1	Tubo scarico condensa / Drain pipe	B036635H02	1	1	1	1	1	1	1	1	1	
2	Valvola di non ritorno / Check valve	0150411H02	1	1	1	1	1	1	1	1	1	
3	Tubo valvola di non ritorno / Check valve pipe	B035870H01	1	1	1	1	1	1	1	1	1	
4	assieme ventola / Fan blower	C025824G01	1	1	1	1	1	1	1	1	1	
5	Assieme Pompa / Pump assembly	C025809G01	1	1	1	1	1	1	1	1	1	
6	Galleggiante / Float switch	0352503H10	1	1	1	1	1	1	1	1	1	
7	Assieme bacinella condensa / Condensate drain pan	D021752G01	1	1	1	1	1	1	1	1	1	
8	Assieme batterie / Coil assembly	D021768G03	1									
		D021768G02		1	1							
		D021768G06				1						
		D021768G01					1	1				
		D021768G09							1			
		D021768G10								1	1	
9	Motore / Fan motor	C025820H01	1			1			1			
		C025820H02		1			1			1		
		C025820H03			1			1			1	
10	Condensatore / Capacitor	0353101H95	1			1			1			1,25 µF
		0353103H05		1			1			1		2,5 µF
		0353103H05			1			1			1	2,5 µf
11a	Testa motorizzata / Power head 230V on/off	0150425H29	1	1	1	2	2	2	1	1	1	
11b	Testa motorizzata / Power head 24V on/off	0150425H31	1	1	1	2	2	2	1	1	1	
11c	Testa motorizzata / Power head 230V 3 point	0150425H38	1	1	1	2	2	2	1	1	1	
11d	Testa motorizzata / Power head 24V 3 point	0150425H39	1	1	1	2	2	2	1	1	1	
12	Corpo valvola 2 vie 3/4" / Valve body 2 way 3/4"	0150425H08	1	1	1	1	1	1	1	1	1	
	Corpo valvola 2 vie 1/2" / Valve body 2 way 1/2"	0150425H07				1	1	1				
13	Corpo valvola 3 vie 3/4" / Valve body 3 way 3/4"	0150425H24	1	1	1	1	1	1	1	1	1	
	Corpo valvola 3 vie 1/2" / Valve body 3 way 1/2"	0150425H23				1	1	1				
a	Morsettiera-Cablaggio / Terminal block-Harness	B037215H01	1	1	1	1	1	1	1	1	1	
b		B037215H02	1	1	1	1	1	1	1	1	1	
c		B037215H03	1	1	1	1	1	1	1	1	1	
d		B037215H04	1	1	1	1	1	1	1	1	1	
e		B037215H05	1	1	1	1	1	1	1	1	1	
f		B037215H06	1	1	1	1	1	1				
g		B037215H07							1	1	1	
15	Scheda HDB / HDB board	B035119H02	1	1	1	1	1	1	1	1	1	
17	Trasformatore / Transformer	B033905H01	1	1	1	1	1	1	1	1	1	
18	Sensore aria / Air sensor	B037213H01	1	1	1	1	1	1	1	1	1	
19	Sensore cambio stagionale / Change over sensor	B037214H01	1	1	1				1	1	1	
	Sensore corrente aria fredda / sensor cold draft	B037214H01				1	1	1				
20	Relè / Relay	0351802H25							1	1	1	
21	Termostato manuale 100°C / Manual thermostat	B037176G02							1	1	1	
22	Termostato automatico 60°C / Automatic thermostat	B037176G01							1	1	1	
23	Guarnizione cornice / Bezel insulating	B031862H01	4	4	4	4	4	4	4	4	4	
24	Ass.isolante cornice / Insulated frame assy WIRED	B037323G01	1	1	1	1	1	1	1	1	1	
	Ass.isolante cornice / Insulated frame assy I.R.	B037323G02	1	1	1	1	1	1	1	1	1	
25	lente ricevitore / Receiver lens	B031699H01	1	1	1	1	1	1	1	1	1	
26	Guida louvers / Louvers Guide	B031698H01	8	8	8	8	8	8	8	8	8	
27	Alette deflettore - louver / Air diffuser - louver	B031695H01	4	4	4	4	4	4	4	4	4	
28	Fermo griglia aspiraz. / Air intake grille lock	B031697H01	2	2	2	2	2	2	2	2	2	
29	Griglia aspiraz. / Air intake grille	E000298H01	1	1	1	1	1	1	1	1	1	
30	Filtro aria / Air filter	E000299H01	1	1	1	1	1	1	1	1	1	
31	Scheda ricezione led / Receiving led board	B033463H04	1	1	1	1	1	1	1	1	1	
32	Motore louver / Louver motor	B031691H01	1	1	1	1	1	1	1	1	1	
33	Eccentrico / eccentric	B031704H01	1	1	1	1	1	1	1	1	1	
34	Assieme giunto cardano / Cardan joint	B031870G01	1	1	1	1	1	1	1	1	1	

42GW 200÷400

Ventilconvettori "Hydronic Global Cassette"
AC range "Hydronic Global Cassette" Fan Coil
EC range "Hydronic Global Cassette" Fan Coil

Pos.	Descrizione / Description	Codice Part No.	Modelli / Models NTC																	Note / Notes
			2 PIPE			4 PIPE			El.H.			EC 2 pipe			EC 4 pipe			EC El.H.			
			200	300	400	200	300	400	200	300	400	209	309	409	209	309	409	209	309	409	
1	Tubo scarico condensa / Drain pipe	B036635H02	1	1	1	1	1	1	1	1	1	1	1	1	1	1	1	1	1	1	
2	Valvola di non ritorno / Check valve	0150411H02	1	1	1	1	1	1	1	1	1	1	1	1	1	1	1	1	1	1	
3	Tubo valvola di non ritorno / Check valve pipe	B035870H01	1	1	1	1	1	1	1	1	1	1	1	1	1	1	1	1	1	1	
4	assieme ventola / Fan blower	C025824G01	1	1	1	1	1	1	1	1	1	1	1	1	1	1	1	1	1	1	
5	Assieme Pompa / Pump assembly	C025809G01	1	1	1	1	1	1	1	1	1	1	1	1	1	1	1	1	1	1	
6	Galleggiante / Float switch	0352503H10	1	1	1	1	1	1	1	1	1	1	1	1	1	1	1	1	1	1	
7	Assieme bacinella condensa / Condensate drain pan	D021752G01	1	1	1	1	1	1	1	1	1	1	1	1	1	1	1	1	1	1	
8	Assieme batterie / Coil assembly	D021768G03	1									1									
		D021768G02		1	1								1	1							
		D021768G06				1									1						
		D021768G01					1	1								1	1				
		D021768G09							1									1			
		D021768G10								1	1								1	1	
9	Motore / Fan motor	C025820H01	1			1			1												
		C025820H02		1			1			1											
		C025820H03			1			1			1										
		C025838H01										1	1	1	1	1	1	1	1	1	
9a	Gommino Motore / Motor grommet	B037159H01										3	3	3	3	3	3	3	3	3	
10	Condensatore / Capacitor	0353101H95	1			1			1												1.25
		0353103H05		1			1			1											2,5 µF
		0353103H05			1			1			1										2,5 µf
11a	Testa motorizzata / Power head 230V on/off	0150425H29	1	1	1	2	2	2	1	1	1	1	1	1	2	2	2	1	1	1	
11b	Testa motorizzata / Power head 24V on/off	0150425H31	1	1	1	2	2	2	1	1	1	1	1	1	2	2	2	1	1	1	
11c	Testa motorizzata / Power head 230V 3 point	0150425H38	1	1	1	2	2	2	1	1	1	1	1	1	2	2	2	1	1	1	
11d	Testa motorizzata / Power head 24V 3 point	0150425H39	1	1	1	2	2	2	1	1	1	1	1	1	2	2	2	1	1	1	
12	Corpo valvola 2 vie 3/4" / Valve body 2 way 3/4"	0150425H08	1	1	1	1	1	1	1	1	1	1	1	1	1	1	1	1	1	1	
	Corpo valvola 2 vie 1/2" / Valve body 2 way 1/2"	0150425H07				1	1	1							1	1	1				
13	Corpo valvola 3 vie 3/4" / Valve body 3 way 3/4"	0150425H24	1	1	1	1	1	1	1	1	1	1	1	1	1	1	1	1	1	1	
	Corpo valvola 3 vie 1/2" / Valve body 3 way 1/2"	0150425H23				1	1	1							1	1	1				
a	Morsettiera-Cablaggio / Terminal block-Harness	B037186H01	1	1	1	1	1	1	1	1	1	1	1	1	1	1	1	1	1	1	
b		B037186H02	1	1	1	1	1	1	1	1	1	1	1	1	1	1	1	1	1	1	
c		B037186H03	1	1	1	1	1	1	1	1	1	1	1	1	1	1	1	1	1	1	
d		B037186H04	1	1	1	1	1	1				1	1	1	1	1	1				
e		B037186H05							1	1	1							1	1	1	
f		B037186H06										1	1	1	1	1	1	1	1	1	
g		B037186H23																1	1	1	
15	Scheda NTC / NTC board	C025057H01	1	1	1	1	1	1	1	1	1	1	1	1	1	1	1	1	1	1	
16	Scheda motore EC / EC motor board	B037156H02										1			1			1			
16	Scheda motore EC / EC motor board	B037156H03											1			1			1		
16	Scheda motore EC / EC motor board	B037156H04												1			1			1	
17	Trasformatore / Transformer	B037182H01	1	1	1	1	1	1	1	1	1	1	1	1	1	1	1	1	1	1	
18	Sensore aria / Air sensor	B037213H02	1	1	1	1	1	1	1	1	1	1	1	1	1	1	1	1	1	1	
19	Sensore cambio stagionale / Change over sensor	B037214H02	1	1	1				1	1	1	1	1	1				1	1	1	
	Sensore corrente aria fredda / sensor cold draft	B037214H02				1	1	1							1	1	1				
20	Relè / Relay	0351802H25							1	1	1							1	1	1	
21	Termostato manuale 100°C / Manual thermostat	B037176G02							1	1	1							1	1	1	
22	Termostato automatico 60°C / Automatic thermostat	B037176G01							1	1	1							1	1	1	
23	Guarnizione cornice / Bezel insulating	B031862H01	4	4	4	4	4	4	4	4	4	4	4	4	4	4	4	4	4	4	
24	Ass.isolante cornice / Insulated frame assy WIRED	B037323G01	1	1	1	1	1	1	1	1	1	1	1	1	1	1	1	1	1	1	
	Ass.isolante cornice / Insulated frame assy I.R.	B037323G02	1	1	1	1	1	1	1	1	1	1	1	1	1	1	1	1	1	1	
25	lente ricevitore / Receiver lens	B031699H01	1	1	1	1	1	1	1	1	1	1	1	1	1	1	1	1	1	1	
26	Guida louvers / Louvers Guide	B031698H01	8	8	8	8	8	8	8	8	8	8	8	8	8	8	8	8	8	8	
27	Alette deflettore - louver / Air diffuser - louver	B031695H01	4	4	4	4	4	4	4	4	4	4	4	4	4	4	4	4	4	4	
28	Fermo griglia aspiraz. / Air intake grille lock	B031697H01	2	2	2	2	2	2	2	2	2	2	2	2	2	2	2	2	2	2	
29	Griglia aspiraz. / Air intake grille	E000298H01	1	1	1	1	1	1	1	1	1	1	1	1	1	1	1	1	1	1	
30	Filtro aria / Air filter	E000299H01	1	1	1	1	1	1	1	1	1	1	1	1	1	1	1	1	1	1	
31	Scheda ricezione led / Receiving led board	B033463H04	1	1	1	1	1	1	1	1	1	1	1	1	1	1	1	1	1	1	
32	Motore louver / Louver motor	B031691H01	1	1	1	1	1	1	1	1	1	1	1	1	1	1	1	1	1	1	
33	Eccentrico / eccentric	B031704H01	1	1	1	1	1	1	1	1	1	1	1	1	1	1	1	1	1	1	
34	Assieme giunto cardano / Cardan joint	B031870G01	1	1	1	1	1	1	1	1	1	1	1	1	1	1	1	1	1	1	

42GW
500÷700

Ventilconvettori "Hydronic Global Cassette"
AC range "Hydronic Global Cassette" Fan Coil
EC range "Hydronic Global Cassette" Fan Coil

Pos.	Descrizione ! Description	Codice Part No.	Modelli ! Models STD																				Note ! Notes
			2 PIPE				4 PIPE				El.H.				EC 2 PIPE			EC 4 PIPE			EC El.H.			
			500	600	700	701	500	600	700	701	500	600	700	701	509	609	709	509	609	709	509	609	709	
1	Tubo scarico condensa / Drain pipe	B036635H02	1	1	1	1	1	1	1	1	1	1	1	1	1	1	1	1	1	1	1	1	1	
2	Valvola di non ritorno / Check valve	0150411H02	1	1	1	1	1	1	1	1	1	1	1	1	1	1	1	1	1	1	1	1	1	
3	Tubo valvola di non ritorno / Check valve pipe	B035870H01	1	1	1	1	1	1	1	1	1	1	1	1	1	1	1	1	1	1	1	1	1	
4	assieme ventola / Fan blower	D020289G01	1	1	1	1	1	1	1	1	1	1	1	1	1	1	1	1	1	1	1	1	1	
5	Assieme Pompa / Pump assembly	C025810G01	1	1	1	1	1	1	1	1	1	1	1	1	1	1	1	1	1	1	1	1	1	
6	Galleggiante / Float switch	0352503H10	1	1	1	1	1	1	1	1	1	1	1	1	1	1	1	1	1	1	1	1	1	
7	Assieme bacinella condensa / Condensate drain pan	D021753H01	1	1	1	1	1	1	1	1	1	1	1	1	1	1	1	1	1	1	1	1	1	
8	Assieme batterie / Coil assembly	D021769G01	1												1									
		D021769G02		1	1	1										1	1							
		D021769G03						1	1	1									1	1				
		D021770G01									1											1		
		D021770G02										1	1	1									1	1
9	Motore / Fan motor	C025820H04	1				1				1													
		C025820H05		1				1				1												
		C025820H07			1	1			1	1			1	1										
		C025838H02													1	1	1	1	1	1	1	1	1	
9a	Gommino Motore/Motor Grommet	B037159H01													3	3	3	3	3	3	3	3	3	
10	Condensatore / Capacitor	0353103H05	1				1				1													2,5 µF
		0353103H12		1				1				1												4,0 µF
		0353103H09			1	1			1	1			1	1										6,3 µF
11a	Testa motorizzata / Power head 230V on/off	0150425H29	1	1	1	1	2	2	2	2	1	1	1	1	1	1	1	2	2	2	1	1	1	
11b	Testa motorizzata / Power head 24V on/off	0150425H31	1	1	1	1	2	2	2	2	1	1	1	1	1	1	1	2	2	2	1	1	1	
11c	Testa motorizzata / Power head 230V 3 point	0150425H38	1	1	1	1	2	2	2	2	1	1	1	1	1	1	1	2	2	2	1	1	1	
11d	Testa motorizzata / Power head 24V 3 point	0150425H39	1	1	1	1	2	2	2	2	1	1	1	1	1	1	1	2	2	2	1	1	1	
12	Corpo valvola 2 vie 1" / Valve body 2 way 1"	0150425H09	1	1	1	1	1	1	1	1	1	1	1	1	1	1	1	1	1	1	1	1	1	
	Corpo valvola 2 vie ¾" / Valve body 2 way ¾"	0150425H08					1	1	1	1								1	1	1				
13	Corpo valvola 3 vie 1" / Valve body 3 way 1"	0150425H25	1	1	1	1	1	1	1	1	1	1	1	1	1	1	1	1	1	1	1	1	1	
	Corpo valvola 3 vie ¾" / Valve body 3 way ¾"	0150425H24					1	1	1	1								1	1	1				
14c	Morsettiera-Cablaggio Motori AC	B037599H01	1	1	1	1	1	1	1	1														
14d	Terminal block-Harness AC motor	B037599H02									1	1	1	1										
14g	Morsettiera-Cablaggio Motori EC	B037186H25													1	1	1	1	1	1				
14h	Terminal block-Harness EC motor	B037186H26																			1	1	1	
16	Scheda motore EC / EC motor board	B037156H05													1			1			1			
16	Scheda motore EC / EC motor board	B037156H06														1			1			1		
16	Scheda motore EC / EC motor board	B037156H07															1			1			1	
20	Relè / Relay	0351802H25									1	1	1	1							1	1	1	
21	Termostato manuale 100°C / Manual thermostat	B037176G02									1	1	1	1							1	1	1	
22	Termostato automatico 60°C / Automatic thermostat	B037176G01									1	1	1	1							1	1	1	
23	Guarnizione cornice / Bezel insulating	B032118H01	4	4	4	4	4	4	4	4	4	4	4	4	4	4	4	4	4	4	4	4	4	
24	Ass.cornice isolata / Insulated frame assy	B036723G01	1	1	1	1	1	1	1	1	1	1	1	1	1	1	1	1	1	1	1	1	1	
26	Guida louvers / Louvers Guide	B032115H01	8	8	8	8	8	8	8	8	8	8	8	8	8	8	8	8	8	8	8	8	8	
27	Alette deflettore - louver / Air diffuser - louver	B034898H01	4	4	4	4	4	4	4	4	4	4	4	4	4	4	4	4	4	4	4	4	4	
28	Fermo griglia aspiraz. / Air intake grille lock	B031697H01	2	2	2	2	2	2	2	2	2	2	2	2	2	2	2	2	2	2	2	2	2	
29	Griglia aspiraz. / Air intake grille	E000323H01	1	1	1	1	1	1	1	1	1	1	1	1	1	1	1	1	1	1	1	1	1	
30	Filtro aria / Air filter	E000327H01	1	1	1	1	1	1	1	1	1	1	1	1	1	1	1	1	1	1	1	1	1	

New model 701 introduced motor C025820H07 with input power < 125 W to replace previous motor C025820H06

Il nuovo modello 701 ha introdotto il motore C025820H07 di potenza < 125 W in sostituzione del precedente motore C025820H06

42GW 500÷700

Ventilconvettori "Hydronic Global Cassette"
AC range "Hydronic Global Cassette" Fan Coil

Pos.	Descrizione / Description	Codice Part No.	Modelli / Models HDB												Note / Notes
			2 PIPE				4 PIPE				El.H.				
			500	600	700	701	500	600	700	701	500	600	700	701	
1	Tubo scarico condensa / Drain pipe	B036635H02	1	1	1	1	1	1	1	1	1	1	1	1	
2	Valvola di non ritorno / Check valve	0150411H02	1	1	1	1	1	1	1	1	1	1	1	1	
3	Tubo valvola di non ritorno / Check valve pipe	B035870H01	1	1	1	1	1	1	1	1	1	1	1	1	
4	assieme ventola / Fan blower	D020289G01	1	1	1	1	1	1	1	1	1	1	1	1	
5	Assieme Pompa / Pump assembly	C025810G01	1	1	1	1	1	1	1	1	1	1	1	1	
6	Galleggiante / Float switch	0352503H10	1	1	1	1	1	1	1	1	1	1	1	1	
7	Assieme bacinella condensa / Condensate drain pan	D021753H01	1	1	1	1	1	1	1	1	1	1	1	1	
8	Assieme batterie / Coil assembly	D021769G01	1												
		D021769G02		1	1	1									
		D021769G03						1	1	1					
		D021770G01									1				
		D021770G02										1	1	1	
9	Motore / Fan motor	C025820H04	1				1				1				
		C025820H05		1				1				1			
		C025820H07			1	1			1	1			1	1	
10	Condensatore / Capacitor	0353103H05	1				1				1				2,5 µF
		0353103H12		1				1				1			4,0 µF
		0353103H09			1	1			1	1			1	1	6,3 µF
11a	Testa motorizzata / Power head 230V on/off	0150425H29	1	1	1	1	2	2	2	2	1	1	1	1	
11b	Testa motorizzata / Power head 24V on/off	0150425H31	1	1	1	1	2	2	2	2	1	1	1	1	
11c	Testa motorizzata / Power head 230V 3 point	0150425H38	1	1	1	1	2	2	2	2	1	1	1	1	
11d	Testa motorizzata / Power head 24V 3 point	0150425H39	1	1	1	1	2	2	2	2	1	1	1	1	
12	Corpo valvola 2 vie 1" / Valve body 2 way 1"	0150425H09	1	1	1	1	1	1	1	1	1	1	1	1	
	Corpo valvola 2 vie %" / Valve body 2 way %"	0150425H08					1	1	1	1					
13	Corpo valvola 3 vie 1" / Valve body 3 way 1"	0150425H25	1	1	1	1	1	1	1	1	1	1	1	1	
	Corpo valvola 3 vie %" / Valve body 3 way %"	0150425H24					1	1	1	1					
a	Morsettiera-Cablaggio / Terminal block-Harness	B037215H01	1	1	1	1	1	1	1	1	1	1	1	1	
b		B037215H02	1	1	1	1	1	1	1	1	1	1	1	1	
c		B037215H03	1	1	1	1	1	1	1	1	1	1	1	1	
d		B037215H04	1	1	1	1	1	1	1	1	1	1	1	1	
e		B037215H05	1	1	1	1	1	1	1	1	1	1	1	1	
f		B037215H06	1	1	1	1	1	1	1	1					
g		B037215H07									1	1	1	1	
15	Scheda HDB / HDB board	B035119H02	1	1	1	1	1	1	1	1	1	1	1	1	
17	Trasformatore / Transformer	B033905H01	1	1	1	1	1	1	1	1	1	1	1	1	
18	Sensore aria / Air sensor	B037213H01	1	1	1	1	1	1	1	1	1	1	1	1	
19	Sensore cambio stagionale / Change over sensor	B037214H01	1	1	1	1					1	1	1	1	
	Sensore corrente aria fredda / sensor cold draft	B037214H01					1	1	1	1					
20	Relè / Relay	0351802H25									1	1	1	1	
21	Termostato manuale 100°C / Manual thermostat	B037176G02									1	1	1	1	
22	Termostato automatico 60°C / Automatic thermostat	B037176G01									1	1	1	1	
23	Guarnizione cornice / Bezel insulating	B032118H01	4	4	4	4	4	4	4	4	4	4	4	4	
24	Ass.isolante cornice / Insulated frame assy WIRED	B036723G01	1	1	1	1	1	1	1	1	1	1	1	1	
	Ass.isolante cornice / Insulated frame assy I.R.	B036724G01	1	1	1	1	1	1	1	1	1	1	1	1	
25	lente ricevitore / Receiver lens	B031699H01	1	1	1	1	1	1	1	1	1	1	1	1	
26	Guida louvers / Louvers Guide	B032115H01	8	8	8	8	8	8	8	8	8	8	8	8	
27	Alette deflettore - louver / Air diffuser - louver	B034898H01	4	4	4	4	4	4	4	4	4	4	4	4	
28	Fermo griglia aspiraz. / Air intake grille lock	B031697H01	2	2	2	2	2	2	2	2	2	2	2	2	
29	Griglia aspiraz. / Air intake grille	E000323H01	1	1	1	1	1	1	1	1	1	1	1	1	
30	Filtro aria / Air filter	E000327H01	1	1	1	1	1	1	1	1	1	1	1	1	
31	Scheda ricezione led / Receiving led board	B033463H04	1	1	1	1	1	1	1	1	1	1	1	1	
32	Motore louver / Louver motor	B031691H01	1	1	1	1	1	1	1	1	1	1	1	1	
33	Eccentrico / eccentric	B031704H01	1	1	1	1	1	1	1	1	1	1	1	1	
34	Assieme giunto cardano / Cardan joint	B032117H01	1	1	1	1	1	1	1	1	1	1	1	1	

New model 701 introduced motor C025820H07 with input power < 125 W to replace previous motor C025820H06

Il nuovo modello 701 ha introdotto il motore C025820H07 di potenza < 125 W in sostituzione del precedente motore C025820H06

42GW 500÷700

Ventilconvettori "Hydronic Global Cassette"
AC range "Hydronic Global Cassette" Fan Coil
EC range "Hydronic Global Cassette" Fan Coil

Pos.	Descrizione / Description	Codice Part No.	Modelli / Models NTC																				Note / Notes
			2 PIPE				4 PIPE				El.H.				EC 2 pipe			EC 4 pipe			EC El.H.			
			500	600	700	701	500	600	700	701	500	600	700	701	509	609	709	509	609	709	509	609	709	
1	Tubo scarico condensa / Drain pipe	B036635H02	1	1	1	1	1	1	1	1	1	1	1	1	1	1	1	1	1	1	1	1	1	
2	Valvola di non ritorno / Check valve	0150411H02	1	1	1	1	1	1	1	1	1	1	1	1	1	1	1	1	1	1	1	1	1	
3	Tubo valvola di non ritorno / Check valve pipe	B035870H01	1	1	1	1	1	1	1	1	1	1	1	1	1	1	1	1	1	1	1	1	1	
4	assieme ventola / Fan blower	D020289G01	1	1	1	1	1	1	1	1	1	1	1	1	1	1	1	1	1	1	1	1	1	
5	Assieme Pompa / Pump assembly	C025810G01	1	1	1	1	1	1	1	1	1	1	1	1	1	1	1	1	1	1	1	1	1	
6	Galleggiante / Float switch	0352503H10	1	1	1	1	1	1	1	1	1	1	1	1	1	1	1	1	1	1	1	1	1	
7	Assieme bacinella condensa / Condensate drain pan	D021753H01	1	1	1	1	1	1	1	1	1	1	1	1	1	1	1	1	1	1	1	1	1	
8	Assieme batterie / Coil assembly	D021769G01	1												1									
		D021769G02		1	1	1										1	1							
		D021769G03						1	1	1									1	1				
		D021770G01									1										1			
		D021770G02										1	1	1								1	1	
9	Motore / Fan motor	C025820H04	1				1				1													
		C025820H05		1				1				1												
		C025820H07			1	1			1	1			1	1										
		C025838H02													1	1	1	1	1	1	1	1	1	
9a	Gommino motore / Motor grommet	B037159H01													3	3	3	3	3	3	3	3	3	
10	Condensatore / Capacitor	0353103H05	1				1				1													2,5 µF
		0353103H12		1				1				1												4,0 µF
		0353103H09			1	1			1	1			1	1										6,3 µF
11a	Testa motorizzata / Power head 230V on/off	0150425H29	1	1	1	1	2	2	2	2	1	1	1	1	1	1	1	2	2	2	1	1	1	
11b	Testa motorizzata / Power head 24V on/off	0150425H31	1	1	1	1	2	2	2	2	1	1	1	1	1	1	1	2	2	2	1	1	1	
11c	Testa motorizzata / Power head 230V 3 point	0150425H38	1	1	1	1	2	2	2	2	1	1	1	1	1	1	1	2	2	2	1	1	1	
11d	Testa motorizzata / Power head 24V 3 point	0150425H39	1	1	1	1	2	2	2	2	1	1	1	1	1	1	1	2	2	2	1	1	1	
12	Corpo valvola 2 vie 1" / Valve body 2 way 1"	0150425H09	1	1	1	1	1	1	1	1	1	1	1	1	1	1	1	1	1	1	1	1	1	
	Corpo valvola 2 vie 3/4" / Valve body 2 way 3/4"	0150425H08					1	1	1	1								1	1	1				
13	Corpo valvola 3 vie 1" / Valve body 3 way 1"	0150425H25	1	1	1	1	1	1	1	1	1	1	1	1	1	1	1	1	1	1	1	1	1	
	Corpo valvola 3 vie 3/4" / Valve body 3 way 3/4"	0150425H24					1	1	1	1								1	1	1				
a	Morsettiera-Cablaggio / Terminal block-Harness	B037186H01	1	1	1	1	1	1	1	1	1	1	1	1	1	1	1	1	1	1	1	1	1	
b		B037186H02	1	1	1	1	1	1	1	1	1	1	1	1	1	1	1	1	1	1	1	1	1	
c		B037186H03	1	1	1	1	1	1	1	1	1	1	1	1	1	1	1	1	1	1	1	1	1	
d		B037186H04	1	1	1	1	1	1	1	1					1	1	1	1	1	1				
e		B037186H05									1	1	1	1							1	1	1	
f		B037186H06													1	1	1	1	1	1	1	1	1	
g		B037186H23																			1	1	1	
15	Scheda NTC / NTC board	C025057H01	1	1	1	1	1	1	1	1	1	1	1	1	1	1	1	1	1	1	1	1	1	
16	Scheda motore EC / EC motor board	B037156H05													1			1			1			
16	Scheda motore EC / EC motor board	B037156H06														1			1			1		
16	Scheda motore EC / EC motor board	B037156H07															1			1			1	
17	Trasformatore / Transformer	B037182H01	1	1	1	1	1	1	1	1	1	1	1	1	1	1	1	1	1	1	1	1	1	
18	Sensore aria / Air sensor	B037213H02	1	1	1	1	1	1	1	1	1	1	1	1	1	1	1	1	1	1	1	1	1	
19	Sensore cambio stagionale / Change over sensor	B037214H02	1	1	1	1					1	1	1	1	1	1	1				1	1	1	
	Sensore corrente aria fredda / sensor cold draft	B037214H02					1	1	1	1								1	1	1				
20	Relè / Relay	0351802H25									1	1	1	1							1	1	1	
21	Termostato manuale 100°C / Manual thermostat	B037176G02									1	1	1	1							1	1	1	
22	Termostato automatico 60°C / Automatic thermostat	B037176G01									1	1	1	1							1	1	1	
23	Guarnizione cornice / Bezel insulating	B032118H01	4	4	4	4	4	4	4	4	4	4	4	4	4	4	4	4	4	4	4	4	4	
24	Ass.isolante cornice / Insulated frame assy WIRED	B036723G01	1	1	1	1	1	1	1	1	1	1	1	1	1	1	1	1	1	1	1	1	1	
	Ass.isolante cornice / Insulated frame assy I.R.	B036724G01	1	1	1	1	1	1	1	1	1	1	1	1	1	1	1	1	1	1	1	1	1	
25	lente ricevitore / Receiver lens	B031699H01	1	1	1	1	1	1	1	1	1	1	1	1	1	1	1	1	1	1	1	1	1	
26	Guida louvers / Louvers Guide	B032115H01	8	8	8	8	8	8	8	8	8	8	8	8	8	8	8	8	8	8	8	8	8	
27	Alette deflettore - louver / Air diffuser - louver	B034898H01	4	4	4	4	4	4	4	4	4	4	4	4	4	4	4	4	4	4	4	4	4	
28	Fermo griglia aspiraz. / Air intake grille lock	B031697H01	2	2	2	2	2	2	2	2	2	2	2	2	2	2	2	2	2	2	2	2	2	
29	Griglia aspiraz. / Air intake grille	E000323H01	1	1	1	1	1	1	1	1	1	1	1	1	1	1	1	1	1	1	1	1	1	
30	Filtro aria / Air filter	E000327H01	1	1	1	1	1	1	1	1	1	1	1	1	1	1	1	1	1	1	1	1	1	
31	Scheda ricezione led / Receiving led board	B033463H04	1	1	1	1	1	1	1	1	1	1	1	1	1	1	1	1	1	1	1	1	1	
32	Motore louver / Louver motor	B031691H01	1	1	1	1	1	1	1	1	1	1	1	1	1	1	1	1	1	1	1	1	1	
33	Eccentrico / eccentric	B031704H01	1	1	1	1	1	1	1	1	1	1	1	1	1	1	1	1	1	1	1	1	1	
34	Assieme giunto cardano / Cardan joint	B032117H01	1	1	1	1	1	1	1	1	1	1	1	1	1	1	1	1	1	1	1	1	1	

New model 701 introduced motor C025820H07 with input power < 125 W to replace previous motor C025820H06
Il nuovo modello 701 ha introdotto il motore C025820H07 di potenza < 125 W in sostituzione del precedente motore C025820H06

Note

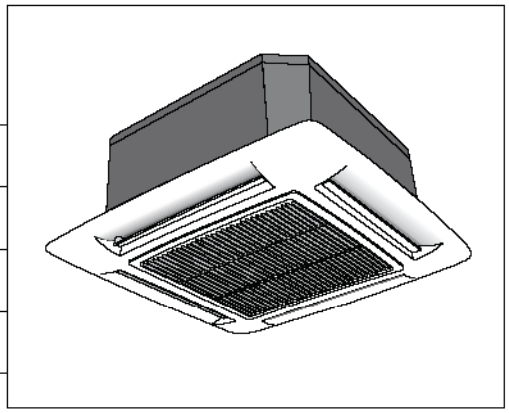

Carrier S.p.A
Via R. Sanzio, 9
20058 Villasanta (MI)
Tel. 039/3636-1

I dati contenuti nel presente catalogo possono essere modificati senza alcun preavviso
All data may be changed without previous notice

November 2013

Printed in Italy